

India Market Entry Strategy 2026

The executive playbook for structuring, scaling, and optimizing foreign corporate expansion.




The Strategic Imperative for Global Expansion in 2026



Situation: The Growth Engine

India is positioned as the fastest-growing major economy, driven by robust domestic consumption and massive digital infrastructure scale.



Complication: The Friction Points

Market capture requires navigating an evolving matrix of FDI regulations, complex tax structures, and intense localized competition.



Resolution: The Entry Blueprint

Success demands a highly calibrated entry vehicle, aggressive utilization of state incentives (PLI), and expert advisory to mitigate compliance risk.

The Macroeconomic Catalysts Driving 2026 Valuations

GDP Growth

6.8% – 7.2%

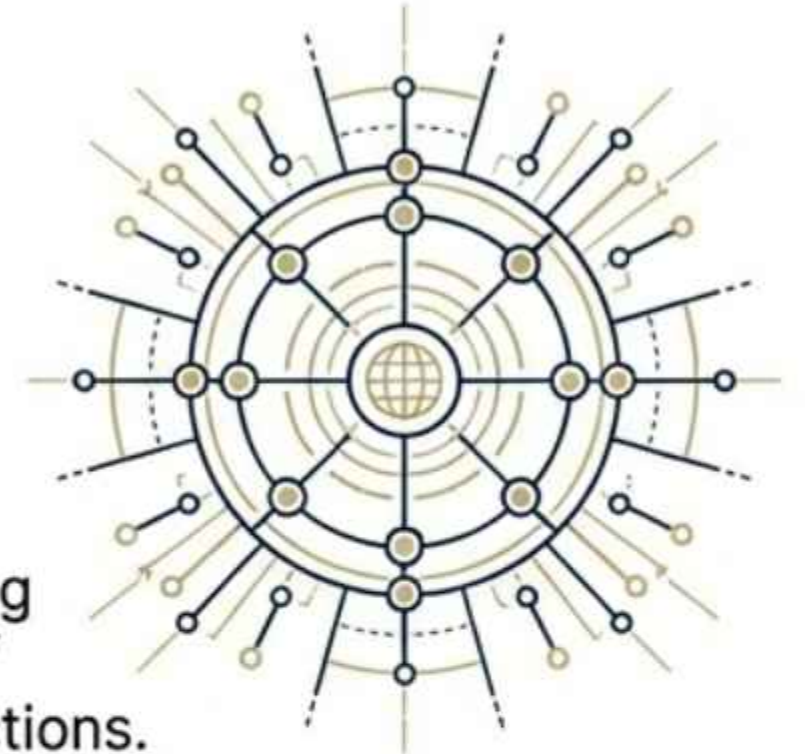


Projected FY2026 GDP growth (IMF/World Bank).

Digital Scale

800M+

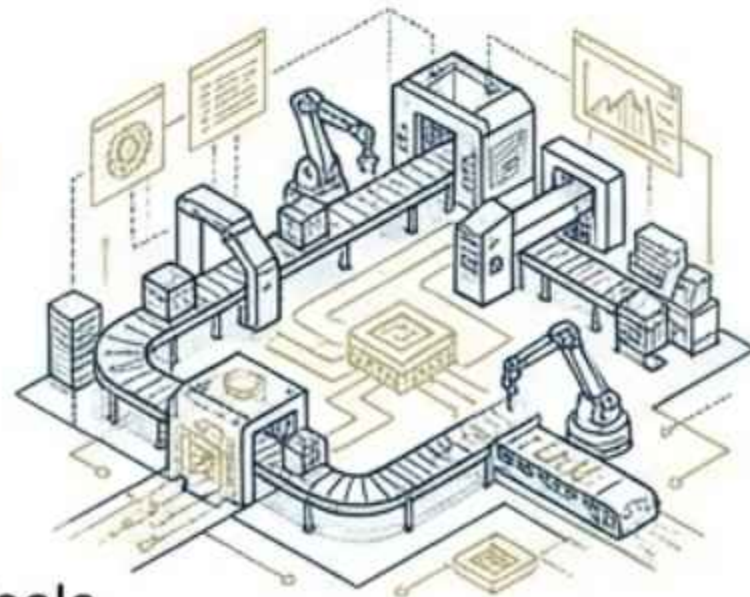
Active internet users powering the world's highest volume of real-time digital (UPI) transactions.



Manufacturing Boost

Q1 2026 PLI Expansion


Fresh capital influx targeting advanced electronics, green energy, and specialized chemicals.



FDI Inflows

Sustained High Yields

Backed by continuous policy liberalization (DPIIT) despite global economic headwinds.



Capitalizing on Priority Growth Sectors


Strategic focus for Q1 2026: Drone technology and advanced manufacturing incentives.

Manufacturing & Infra



Advanced manufacturing driven heavily by Production Linked Incentive (PLI) schemes.

Digital Economy



High-yield opportunities across Fintech, Artificial Intelligence, and Enterprise SaaS.

Renewable Energy



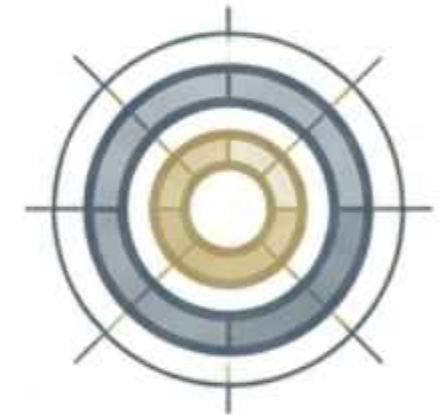
State-backed transitions toward green energy infrastructure.

Healthcare & Pharma



Expanding domestic access and advanced global export capabilities.

Consumer Markets



Surging retail and digital commerce consumption.

India's Economic Engine

Leveraging the Digital Public Infrastructure (DPI) Accelerator

Label: ONDC (Open Network for Digital Commerce)

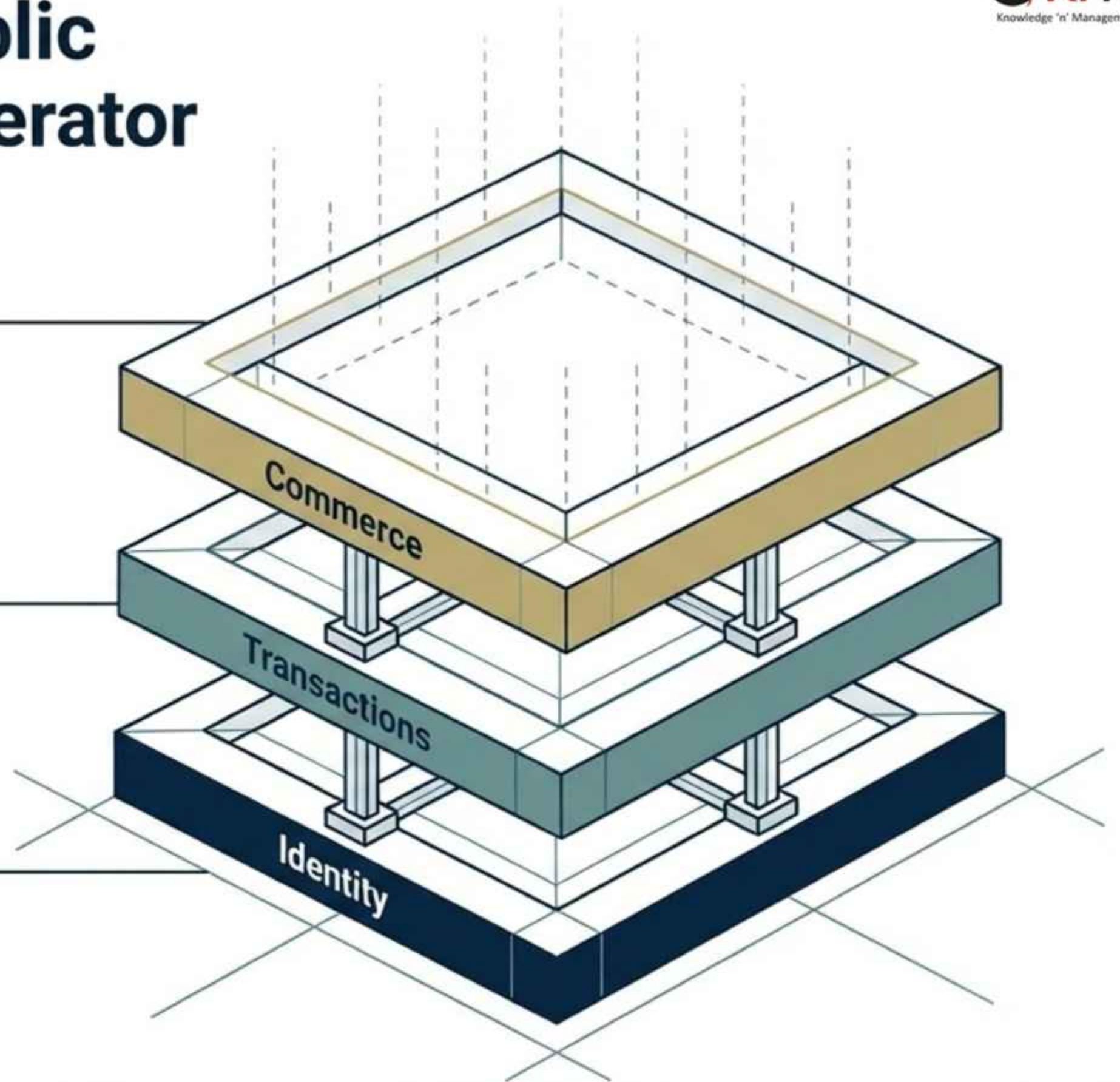
Decentralizing e-commerce to allow foreign brands direct, democratized access to the wider digital consumer base.

Label: UPI (Unified Payments Interface)

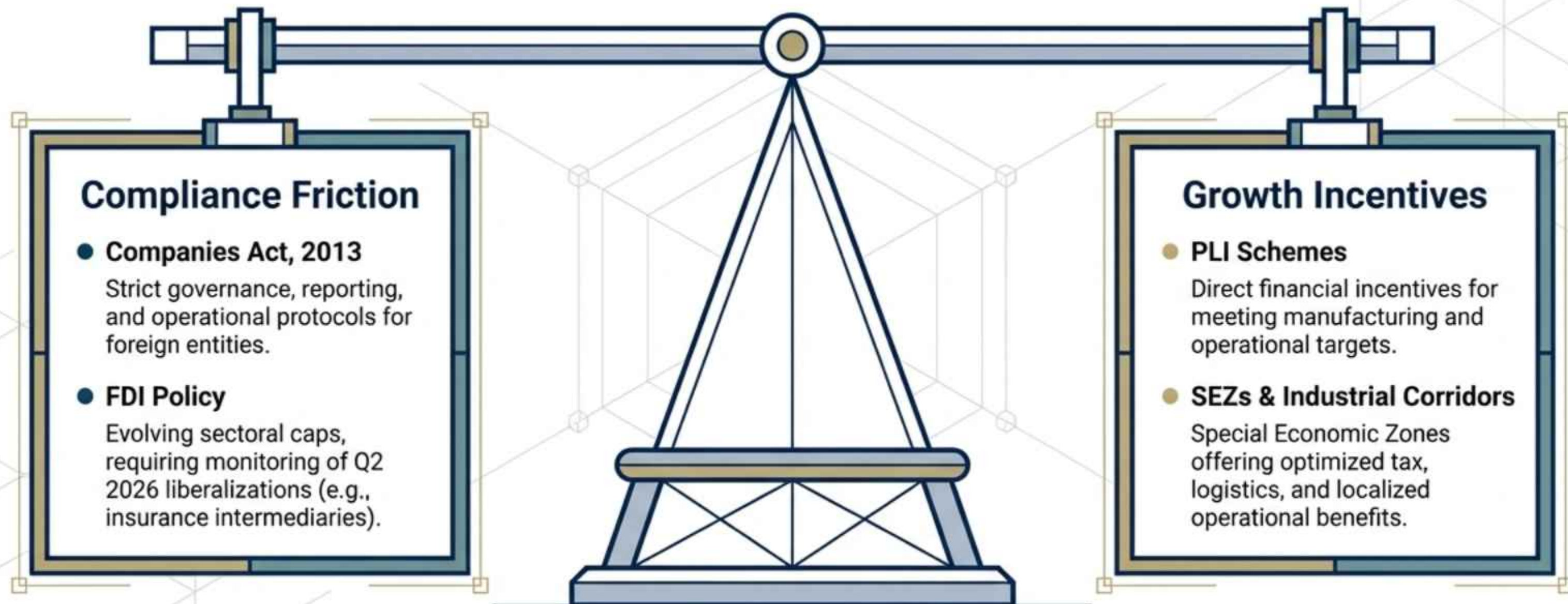
Frictionless, real-time digital payment architecture enabling zero-cost micro and macro transactions.

Label: Aadhaar / India Stack

Instant, biometric identity verification scaling KYC and onboarding processes across a billion+ population.



Balancing Corporate Compliance with State-Backed Incentives



Success requires engineering corporate structures that perfectly satisfy compliance mandates while maximizing capture of state accelerators.

The Indian Taxation Architecture for Foreign Entities

Optimized Corporate Financial Planning

Direct Taxation

- Navigating Corporate Tax baselines.
- Structuring around Minimum Alternate Tax (MAT) implications.
- Identifying applicable sector-specific tax holidays.













Indirect Taxation (GST)

- Managing the multi-tiered Goods and Services Tax structure.
- Ensuring seamless compliance requirements.
- Optimizing Input Tax Credit (ITC) utilization across the supply chain.

Cross-Border & Transfer Pricing

- Strict adherence to the arm's length principle.
- Rigorous international documentation protocols.
- Leveraging Double Taxation Avoidance Agreements (DTAAs) to minimize liability.

Diagnostic Matrix: Selecting the Optimal Entry Vehicle

	Wholly Owned Subsidiary (WOS)	Joint Venture (JV)	Limited Liability Partnership (LLP)	Liaison/Branch Office (LO/BO)
Level of Control	 Maximum	 Shared	 High/Flexible	 Restricted
Regulatory Friction	 High	 High/Partner Dependent	 Moderate	 Very High/RBI Oversight
Capital Flexibility	 High	 High	 Moderate	 Strictly Limited/Inward Remittance Only
Ideal 2026 Use Case	Long-term manufacturing & services.	Market entry requiring rapid local expertise.	Professional services & agile ventures.	Market research, sourcing & localized support.

Operational Risk and Strategic Mitigation Protocols

Identified Risk

Risk: Regulatory Complexity & Compliance Burden.

Risk: Intense Local Competition & Cultural Differences.

Risk: Talent Gaps & Uneven Infrastructure.

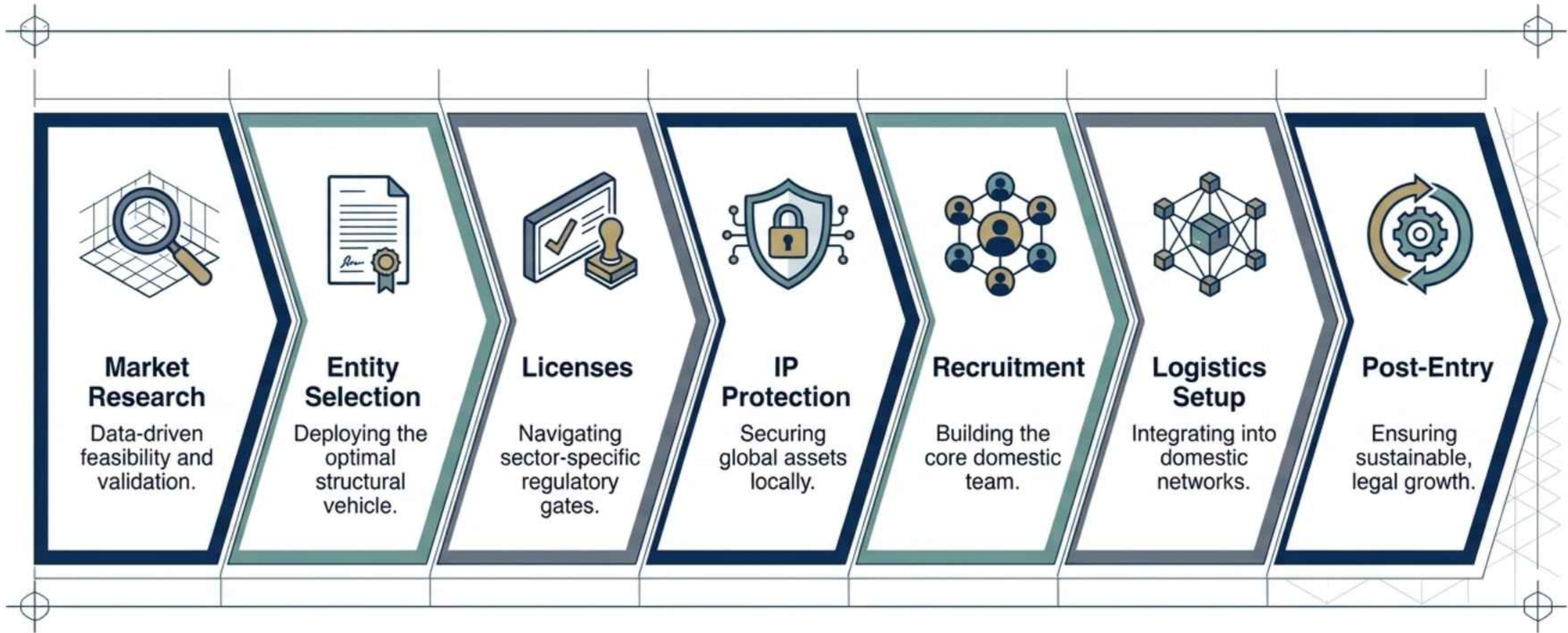
Strategic Mitigation

Mitigation: Deploy continuous due diligence and agile, expert-advised corporate structuring.

Mitigation: Formulate highly tailored local partnerships and utilize flexible business models.

Mitigation: Target Tier-1 Industrial Corridors and institute aggressive, localized talent retention programs.

The 7-Step Market Entry Playbook

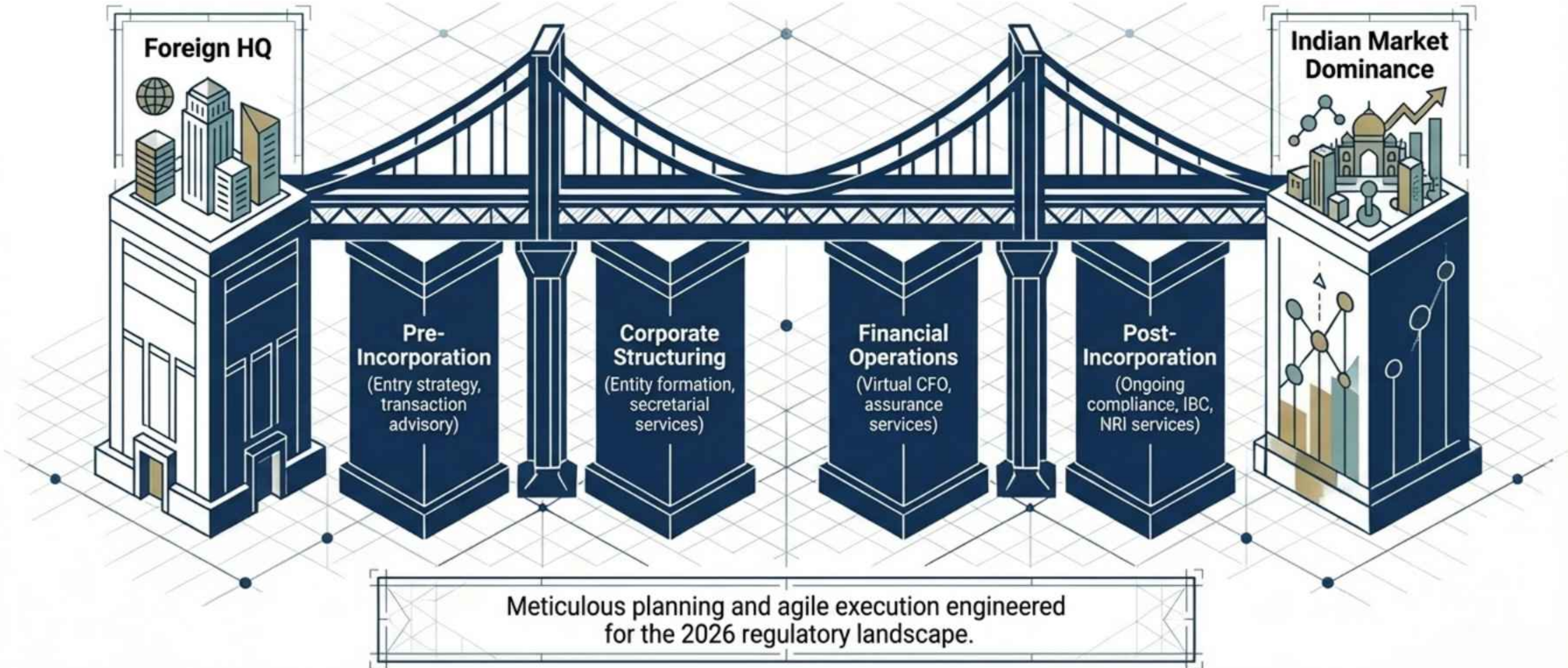


The Complete 2026 India Strategy Framework



Maximum ROI in India requires perfect simultaneous alignment of Sector, Vehicle, and Accelerators. Missing one element creates critical operational friction.

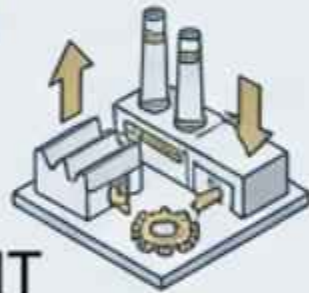
Execution Requires Expertise: The KNM Advisory Advantage





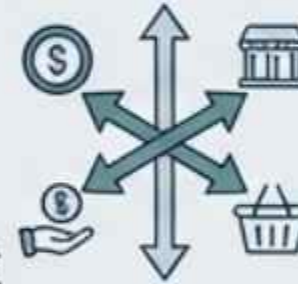
Critical 2026 Regulatory Horizons to Monitor

Q1 2026 PLI Expansion



Monitor official DPIIT notifications for fresh capital incentives in advanced manufacturing and drone technology. Eligibility frameworks are highly time-sensitive.

Q2 2026 FDI Relaxations



Ongoing consultations point toward impending liberalizations in service sectors, notably insurance intermediaries and single-brand retail.

Digital Integration Mandates



Scaling effectively in 2026 increasingly requires foreign consumer brands to integrate seamlessly with UPI and ONDC frameworks to capture digital market share.

Initiate Your 2026 Expansion Strategy



KNM Management Advisory Services provides the architecture for sustainable, compliant growth in the world's most dynamic market.



Global Hub (Tokyo): +81-3-6869-0850



**India Corporate Office:
+91-124-4295170**



**Direct Executive Intake:
services@knmindia.com**



Digital: www.knmindia.com